

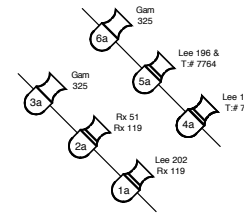
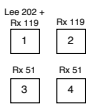
No. 5 Elec (ls# 28 trim @ +32')
 Note: final trim to be set at focus.
 Color is an existing House Deep Blue & Rx 104
 Only 1 circuit wash required

No. 3 Elec (ls #15 trim @ +25')
 Relamp Par 64s NSP to MFL
 Add: (1) 36" ETC Source4 575w temp leko
 Rep units #1, 2, 25, 26 not used

No. 2 Elec (ls #11 trim @ +25')
 Existing 26" pipe end units respase.
 Relamp Par 64s NSP to MFL
 Add:
 2 36" ETC Source4 575w lekoks

No. 1 Elec (ls #4 trim @ +23'-6")
 (3) existing 26" pipe end units respase
 Add:
 4 26" ETC Source4 575w lekoks
 5 36" ETC Source4 575w lekoks

Balcony Torm Right



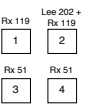
Balcony Box Right

- 2 19" ETC Source4 575w temp lekoks
- 2 19" ETC Source4 575w lekoks
- 2 26" ETC Source4 575w lekoks (space units as needed)

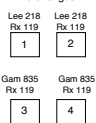
Balcony Box Left

- 2 19" ETC Source4 575w temp lekoks
- 2 19" ETC Source4 575w lekoks
- 2 26" ETC Source4 575w lekoks (space units as needed)

Balcony Torm Left

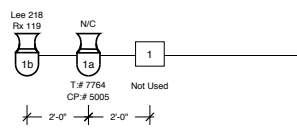
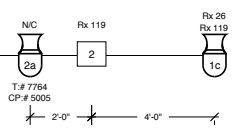
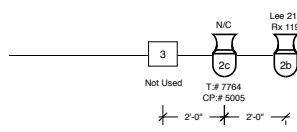


Mezz Torm Right

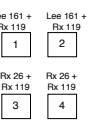


Mezzanine Rail

Rep units stay. (2) not used.
 Add (6) 19" lekoks.

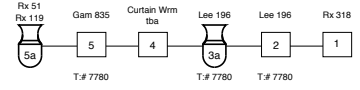
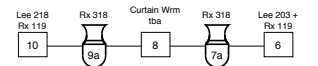
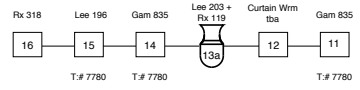


Mezz Torm Left



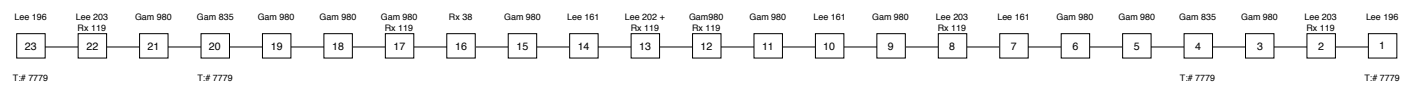
Balcony Rail

Fresnels stay.
 All 50" lekoks are swapped for 19" lekoks.



Upper Balcony Pipe

No changes



Figures of Speech Theatre
"Nightingale"
 New Victory Theatre

1/2" Light Plot

LIGHT DESIGN: Stoney Cook
 EXECUTION: Chris Buckley

SCALE: 1/2" = 1'-0" REV "B"
 DATE: September 8th, 1996

L.D. #16
 LIGHT DESIGNER